



DUBAI GRAND  
INTERNATIONAL SCHOOL  
مدرسة دبي الكبرى الدولية  
SUCCESS IN BOTH WORLDS

The background of the page is a photograph of a winter landscape. A large, snow-covered tree stands on the left side. In the background, there are rolling hills and a forest, all covered in a thick layer of snow under a clear blue sky.

# Winter Assignments

*'Unlock Your Potential, Embrace Education'*  
*"Learn, Grow, Succeed"*

*Winter Wonderland Awaits!*

**Dear Students and Parents,**

Get ready for a fun-filled winter vacation! We wish you a wonderful time with your loved ones, creating memories that will last a lifetime..Our holiday homework is specially designed to:

1. Reinforce concepts learned so far.
2. Ensure maximum participation in your developmental plan.
3. Build, enrich, and refine your senses, vocabulary, creativity, and thinking skills

Make Your Holidays Enjoyable and Educational!

Apart from academics you can do some ACTIVITIES TO MAKE YOUR HOLIDAYS UNFORGETTABLE:

1. Nature Navigator: Explore your surroundings, observe, and discuss the wonders of nature.
2. English Escapade: Practice conversing in English with family and friends.
3. Family Fun: Show love and care for your grandparents, parents, and younger siblings.
4. Household Heroes: Assist your parents with small household chores.
5. Creative Corner: Improve your pre-writing skills through strokes, scribbles, and letter formation.

IMPORTANT INSTRUCTIONS:

- Parental Guidance: Please support your child while completing their winter assignment that includes book-work, notebook work and worksheets ( where-ever required) and project-work.
- Separate Notebook: Use a dedicated, covered notebook (3-in-1) for the winter assignment.
- Scrapbook Delights: Use a scrapbook for the given activities.
- Submission Date: The submission date for the holiday work will be notified separately.
- Timely Submission: No work will be accepted after the specified submission date.
- Download and Print: Parents, please download and print the winter assignment/worksheets and submit it along with the completed notebooks.

IMPORTANT NOTE:

1. Incomplete or untidy work will not be accepted by the Teacher Incharge.
2. All submissions must include the student's name and class.

HAPPY HOLIDAYS!

May this winter vacation be a time of joy, learning, and togetherness. We look forward to seeing your creative submissions!

Best regards,

**PRINCIPAL**

**DGIS**



**1. Complete whole Book 1 (shapes and colors) in winters.**

S. No.	Subject	Content	P. No.
1	English	<p><b><u>Book Work:</u></b></p> <ul style="list-style-type: none"> <li>• Introduction of Pre-writing skills (p. no. 5-13)</li> <li>• Meet the shapes (p. no. 14-17)</li> <li>• So many colours (p. no. 18-21)</li> </ul> <p><b><u>Notebook work:</u></b></p> <ul style="list-style-type: none"> <li>• Writing practice of uppercase A-Z</li> <li>• Writing practice of lowercase a-z</li> </ul>	1
2	Maths	<p><b><u>Book Work:</u></b></p> <ul style="list-style-type: none"> <li>• Complete p. no. 22-39 of Book 1 (Shapes and Colours)</li> </ul> <p><b><u>Notebook work:</u></b></p> <ul style="list-style-type: none"> <li>• Numbers from 1-30</li> <li>• Number names 1-10 (One-Ten)</li> <li>• Backward counting 10-1</li> </ul>	2
3	General Awareness	<p><b><u>Book Work:</u></b></p> <ul style="list-style-type: none"> <li>• Complete p. no. 40-54</li> </ul>	
4	Medley Magic	<ul style="list-style-type: none"> <li>• The worm who made shapes (story) p. no. 3</li> <li>• We see leaves p. no. 6</li> </ul>	
5	Story telling	<ul style="list-style-type: none"> <li>● Theme : Good Habits</li> </ul>	3-4
6	Project work	<ul style="list-style-type: none"> <li>● Make wall hanging of shapes (square, circle triangle, rectangle &amp; star)</li> <li>● Make a house using different shapes and colors (follow p. no 15 from book1)</li> </ul>	5-6

**2. Write the notebook work on 3-in-1 notebook.**


**3. Do not make your books un tidy**

**4. Write your work with clean and legible handwriting.**


**5. Kindly go through the whole pdf for reference for notebook work and project work given below.**

English

Q1. Do writing practice of uppercase A-Z on three-in-one notebook.



Q2. Do writing practice of lowercase a-z on three-in-one notebook.



Note: Follow the same pattern and practice it on 3 in 1 notebook.

Q3. Do oral drill of letters A-Z along with phonics sound.

Refer to video for reference.

Mathematics

Q1. Do writing practice of numbers from 1-30 on three-in-one notebook.

1	2	3	4	5
6	7	8	9	10
11	12	13	14	15
16	17	18	19	20
21	22	23	24	25
26	27	28	29	30

Q2. Do practice of number names One-Ten on three-in-one notebook.



Q3. Do practice of backward counting 10-1



**Story Telling (narration/presentation):**

This will be a unique opportunity for students to improve their listening and speaking skills. As part of our language development, we encourage students to listen to the stories that are given in medley magic and practice for presenting anyone of the story that will be assessed after winter breaks.

**Objective:**

To enhance listening and speaking skills through storytelling.

**Instructions:**

1. Kindly narrate the stories mentioned at the end Themed on; **Good habits.** Parents/guardians are requested to narrate the story first to their child and after that listen to their child's narration. Practice them with presentation of anyone of the story.
3. Encourage your child to use expressions, gestures, and voice modulation to make the storytelling engaging.

**Assessment:**

After the winter break, we will assess the students' comprehension and speaking skills by asking them to narrate the story again. This will help us evaluate their understanding of the story and their ability to communicate effectively.

We believe that this activity will not only improve our students' language skills but also foster a love for storytelling and communication. Thank you for your support and cooperation

**Theme: Good habits.**  
**Story1: Lily's Good Habits Garden**

Lily was a little girl who loved gardening. She had a small garden in her backyard where she grew flowers, fruits, and vegetables. One day, Lily's teacher, Mrs. Green, told her that good habits are like flowers that need to be nurtured and taken care of every day. Lily was curious and asked Mrs. Green to teach her more about good habits. Mrs. Green smiled and said, "Lily, let's plant a Good Habits Garden in your backyard! We'll plant seeds of kindness, respect, and responsibility, and water them with good habits every day." Lily was excited and helped Mrs. Green plant the Good Habits Garden. They planted seeds of:

1. Kindness: Lily practiced being kind to her friends and family by sharing her toys and helping others.

2. Respect: Lily showed respect to her elders by saying "please" and "thank you" and listening to their advice.
3. Responsibility: Lily took responsibility for her actions by cleaning up her toys and helping with household chores.
4. Healthy habits: Lily practiced healthy habits like washing her hands regularly, eating nutritious food, and exercising every day.
5. Gratitude: Lily practiced gratitude by saying "thank you" to her family and friends for the good things they did for her. As Lily watered her Good Habits Garden every day, she saw the seeds of kindness, respect, and responsibility grow into beautiful flowers. She felt happy, confident, and proud of herself for practicing good habits every day.

The end.

This story aims to teach students the importance of practicing good habits like kindness, respect, responsibility, healthy habits, and gratitude.

### **Story 2: The power of habits: The Tale of the Two Rabbits**

Once upon a time, in a lush meadow, there lived two rabbits named Rosie and Remy. They were the best of friends and loved to explore the meadow together.

One day, they stumbled upon a wise old owl who told them about the power of habits. The owl said, "Habits are like tiny seeds that you plant every day. Over time, they grow into mighty trees that shape your life."

Rosie and Remy were curious and asked the owl to teach them more about habits. The owl smiled and said:

"Let me show you the power of habits. For the next 30 days, Rosie, I want you to practice the habit of saving one carrot every day. And Remy, I want you to practice the habit of exercising for 10 minutes every day."

Rosie and Remy agreed to follow the owl's instructions. For the next 30 days, Rosie saved one carrot every day, and Remy exercised for 10 minutes every day.

At first, it was challenging for both Rosie and Remy to stick to their habits. But as the days went by, they started to notice significant changes in their lives.

Rosie had saved 30 carrots, which she used to feed her family during a harsh winter. Remy had become stronger and faster, and could run longer distances without getting tired.

The owl appeared again and said, "You see, Rosie and Remy, the power of habits lies in their consistency and persistence. By practicing good habits every day, you can achieve great things and transform your life."

Rosie and Remy were amazed by the power of habits and continued to practice good habits every day. They inspired their friends and family to do the same, and soon the entire meadow was filled with rabbits who were practicing good habits and achieving great things.



The end.

This story aims to teach children the importance of developing good habits and practicing them consistently. It shows how small actions, when repeated daily, can lead to significant positive changes in our lives.

**Project work: (Maths)**

**Make wall hanging of shapes (square, circle triangle, rectangle & star)**




**square**



**circle**



**Rectangle**



**triangle**



**star**






**Project work:**

**Make a house using different shapes and colours on scrap book  
(for instruction and reference kindly go through P. no. 15 )**



☆ خالی جگہ پُر کریں:



☆ تصاویر کو حروف سے ملائیے:




ب



ج





د



س

س۔ تصویر کے سامنے پہلا حرف لکھیں ۔



## Arabic/Quran Winter Assignment for Kg1

☆ الكلمة الطيبة

☆ احاديث

العلم نور (Knowledge is light)

كل بيمينك (Eat with your right hand)

☆ دعائين

Dua before eating

Dua after eating

☆ الاعداد (Arabic counting)

واحد (One)، اثنان (Two)، ثلاثة (Three)، اربعة (Four)، خمسة (Five)،

سته (Six)، سبعة (Seven)، ثمانية (Eight)، تسعة (Nine)، عشرة (Ten)

☆ Arabic Words

مسجد (Masjid)، بيت (House)، بلد (City)

☆ القرآن

سورة الناس، سورة الفاتحة

الحروف الهجائية ( ا الى ي )

**Note:** We will be sending audio/video files for each topic in Arabic/Quran on every Monday. Kindly refer to the audio/video files for your convenience and to reinforce your child's understanding of the subject .